

# DATASHEET

## HKR Hydraulic Screw Compressors





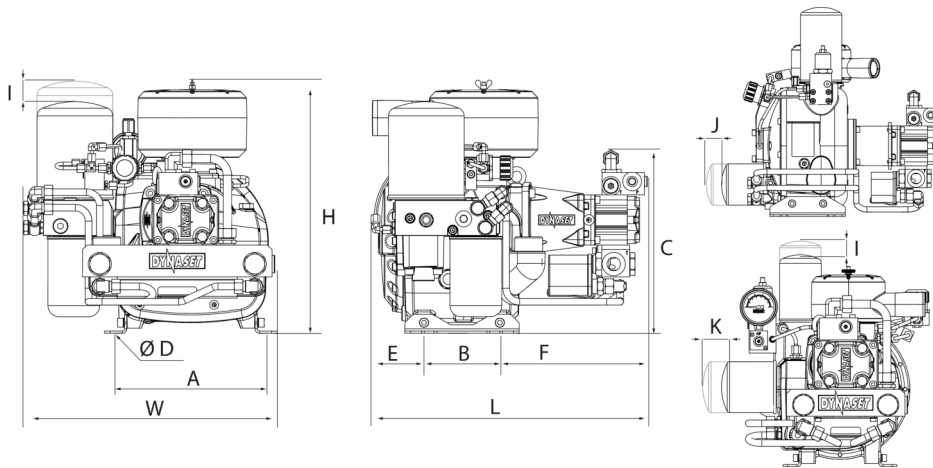
# HKR HYDRAULIC SCREW COMPRESSORS TABLE OF CONTENTS

v.2.0 02/2025 WNu

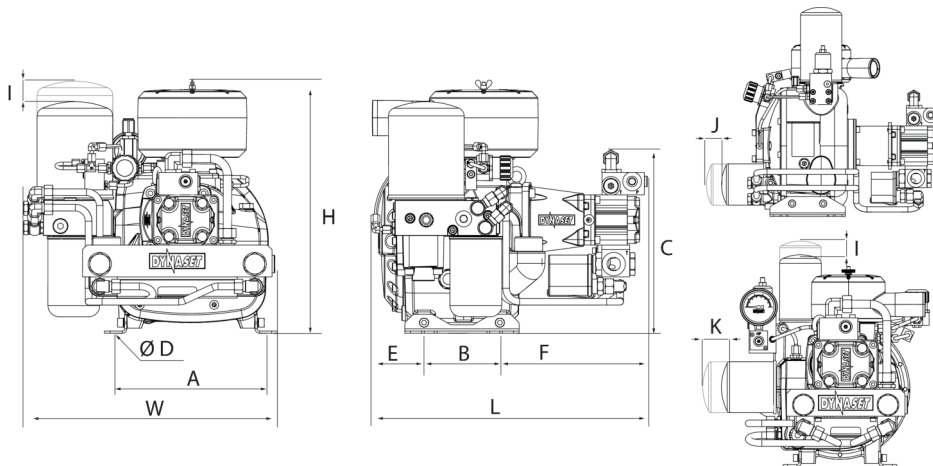
<b>1. BLUE AIR MODELS .....</b>	<b>3</b>
1.1 DIMENSIONS .....	3
1.2 CONNECTIONS .....	5
1.3 TECHNICAL SPECIFICATIONS 10 BAR MODELS .....	6
1.4 TECHNICAL SPECIFICATIONS 13 BAR MODELS .....	8
1.5 TECHNICAL SPECIFICATIONS 15 BAR MODELS .....	9

## 1. BLUE AIR MODELS

### 1.1 DIMENSIONS

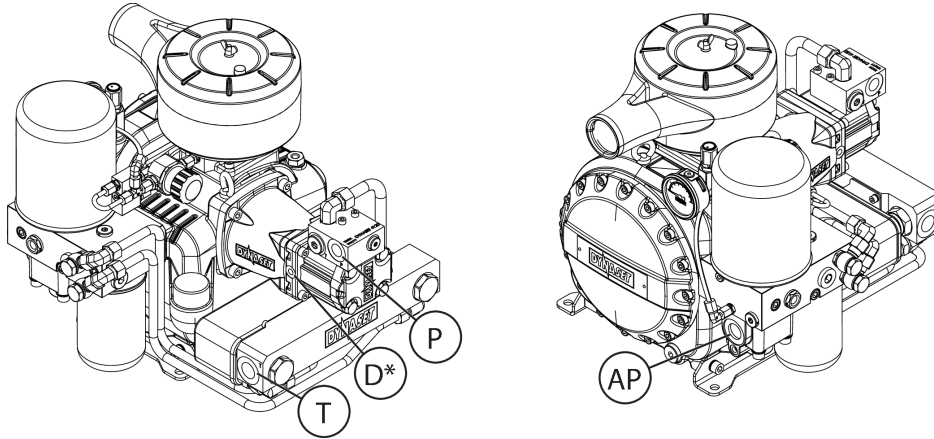


Model	Dimensions, mm (in)										Space for filter de-mounting, mm (in)		Weight kg (lbs)
	L	W	H	A	B	C	D	E	F	I	J	K	
<b>HKR500/ 10-29</b>	443 (17.4)	379 (14.9)	386 (15.2)	183 (7.2)	151 (5.9)	312 (12.3)	12.5 (0.5)	51 (2.0)	242 (9.5)	100 (3.9)	( )	15 (0.6)	43 (95)
<b>HKR600/ 15-26</b>	499 (19.6)	371 (14.6)	471 (18.5)	288 (11.3)	140 (5.5)	285 (11.2)	12.5 (0.5)	109 (4.3)	235 (9.3)	150 (5.9)	25 (1.0)	( )	43 (95)
<b>HKR800/ 10-43</b>	443 (17.4)	379 (14.9)	386 (15.2)	183 (7.2)	151 (5.9)	312 (12.3)	12.5 (0.5)	51 (2.0)	242 (9.5)	100 (3.9)	( )	15 (0.6)	43 (95)
<b>HKR1300/ 10-37</b>	495 (19.5)	455 (17.9)	453 (17.8)	284 (11.2)	176 (6.9)	329 (13.0)	12.5 (0.5)	75 (3.0)	243 (9.6)	120 (4.7)	( )	( )	74 (163)
<b>HKR2000/ 10-53</b>	495 (19.5)	455 (17.9)	453 (17.8)	284 (11.2)	176 (6.9)	329 (13.0)	12.5 (0.5)	75 (3.0)	243 (9.6)	120 (4.7)	( )	( )	74 (163)
<b>HKR2000/ 13-68</b>	496 (19.5)	455 (17.9)	453 (17.8)	284 (11.2)	176 (6.9)	329 (13.0)	12.5 (0.5)	75 (3.0)	245 (9.6)	120 (4.7)	( )	( )	74 (163)
<b>HKR2500/ 10-67</b>	495 (19.5)	455 (17.9)	453 (17.8)	284 (11.2)	176 (6.9)	329 (13.0)	12.5 (0.5)	75 (3.0)	243 (9.6)	120 (4.7)	( )	( )	74 (163)



Model	Dimensions, mm (in)												Space for filter de-mounting, mm (in)	Weight kg (lbs)
	L	W	H	A	B	C	D	E	F	I	J	K		
<b>HKR4000/ 10-104</b>	612 (24.1)	518 (20.4)	574 (22.6)	322 (12.7)	165 (6.5)	400 (15.7)	12.5 (0.5)	140 (5.5)	306 (12.0)	230 (9.1)	( )	( )	137 (302)	
<b>HKR4000/ 13-125</b>	616 (24.3)	518 (20.4)	574 (22.6)	322 (12.7)	165 (6.5)	400 (15.7)	12.5 (0.5)	140 (5.5)	311 (12.2)	230 (9.1)	( )	( )	137 (302)	
<b>HKR5000/ 10-137</b>	669 (26.3)	518 (20.4)	579 (22.8)	322 (12.7)	165 (6.5)	400 (15.7)	12.5 (0.5)	198 (7.8)	306 (12.0)	230 (9.1)	( )	( )	137 (302)	
<b>HKR6500/ 13-195</b>	766 (30.2)	616 (24.3)	734 (28.9)	423 (16.7)	215 (8.5)	451 (17.8)	12.5 (0.5)	190 (7.5)	361 (14.2)	240 (9.4)	( )	( )	270 (596)	
<b>HKR7500/ 10-183</b>	776 (30.6)	623 (24.5)	735 (28.9)	423 (16.7)	215 (8.5)	451 (17.8)	12.5 (0.5)	205 (8.1)	356 (14.0)	240 (9.4)	( )	( )	270 (596)	
<b>HKR11000/ 10-184</b>	1'603 (63.1)	796 (31.3)	946 (37.2)	484 (19.1)	505 (19.9)	472 (18.6)	17 (0.7)	464 (18.3)	485 (19.1)	240 (9.4)	( )	( )	377 (832)	
<b>HKR11000/ 10-270</b>	1'618 (63.7)	796 (31.3)	946 (37.2)	484 (19.1)	505 (19.9)	478 (18.8)	17 (0.7)	464 (18.3)	501 (19.7)	240 (9.4)	( )	( )	382 (843)	

## 1.2 CONNECTIONS



D\* Only in models with Drain port

Model	Connections			
	Pressure Line, P	Return Line, T	Drain Line, D*	Air Output, AP
<b>HKR500/10-29</b>	G 1/2 - BSPP	G 3/4 - BSPP	G 1/8 - BSPP	G 1/2 - BSPP
<b>HKR600/15-26</b>	G 1/2 - BSPP	G 3/4 - BSPP	G 1/8 - BSPP	G 3/4 - BSPP
<b>HKR800/10-43</b>	G 1/2 - BSPP	G 3/4 - BSPP	G 1/8 - BSPP	G 1/2 - BSPP
<b>HKR1300/10-37</b>	G 1/2 - BSPP	G 3/4 - BSPP	G 1/8 - BSPP	G 3/4 - BSPP
<b>HKR2000/10-53</b>	G 1/2 - BSPP	G 3/4 - BSPP	G 1/8 - BSPP	G 3/4 - BSPP
<b>HKR2000/13-68</b>	G 1/2 - BSPP	G 3/4 - BSPP	G 1/8 - BSPP	G 3/4 - BSPP
<b>HKR2500/10-67</b>	G 1/2 - BSPP	G 3/4 - BSPP	G 1/8 - BSPP	G 3/4 - BSPP
<b>HKR4000/10-104</b>	G 1 - BSPP	G 1-1/4 - BSPP	G 1/8 - BSPP	G 1 - BSPP
<b>HKR4000/13-125</b>	G 1 - BSPP	G 1-1/4 - BSPP	G 1/8 - BSPP	G 1 - BSPP
<b>HKR5000/10-137</b>	G 1 - BSPP	G 1-1/4 - BSPP	G 1/8 - BSPP	G 1 - BSPP
<b>HKR6500/13-195</b>	G 1 - BSPP	G 1-1/4 - BSPP	G 1/8 - BSPP	G 1-1/4 - BSPP
<b>HKR7500/10-183</b>	G 1 - BSPP	G 1-1/4 - BSPP	G 1/8 - BSPP	G 1-1/4 - BSPP
<b>HKR11000/10-184</b>	G 1 - BSPP	G 1 - BSPP	15L-M22x1.5	G 2 - BSPP
<b>HKR11000/10-270</b>	G 1 - BSPP	G 1 - BSPP	15L-M22x1.5	G 2 - BSPP

## 1.3 TECHNICAL SPECIFICATIONS 10 BAR MODELS

		HKR500/ 10-29	HKR800/ 10-43	HKR1300/ 10-37	HKR2000/ 10-53	HKR2500/ 10-67
<b>DISCHARGE CHARACTERISTICS</b>						
Flow rate max.	<b>l/min (cfm)</b>	500 (18)	800 (28)	1'300 (46)	2'000 (71)	2'500 (88)
Pressure max.	<b>bar (psi)</b>	10 (145)	10 (145)	10 (145)	10 (145)	10 (145)
Noise level, LWA	<b>dB(A)</b>	96	99	98	101	103
<b>HYDRAULIC POWER REQUIREMENTS</b>						
Flow min.	<b>l/min (gpm)</b>	19 (5.02)	21 (5.55)	27 (7.13)	30 (7.93)	35 (9.25)
Flow nom.	<b>l/min (gpm)</b>	29 (7.66)	43 (11.36)	37 (9.78)	53 (14.00)	67 (17.70)
Flow max.	<b>l/min (gpm)</b>	30 (7.93)	45 (11.89)	40 (10.57)	55 (14.53)	80 (21.14)
Pressure at nominal power output	<b>bar (psi)</b>	123 (1'784)	135 (1'958)	205 (2'973)	205 (2'973)	205 (2'973)
Pressure max.	<b>bar (psi)</b>	230 (3'336)	230 (3'336)	230 (3'336)	230 (3'336)	230 (3'336)
Pressure when unloaded	<b>bar (psi)</b>	80 (1'160)	100 (1'450)	130 (1'885)	130 (1'885)	130 (1'885)
<b>HYDRAULIC FLUID REQUIREMENTS</b>						
Viscosity	<b>cSt</b>	10-200 / optimum 25-35	10-200 / optimum 25-35	10-200 / optimum 25-35	10-200 / optimum 25-35	10-200 / optimum 25-35
Temperature max.	<b>°C(°F)</b>	70 (158)	70 (158)	70 (158)	70 (158)	70 (158)
Filter ratio	<b>µm</b>	25	25	25	25	25
Cooling capacity requirements	<b>kW</b>	4	6	7	11	13
<b>LUBRICATION OIL</b>						
Oil Fill	<b>liter (gal.)</b>	2.5 (0.66)	2.5 (0.66)	4.9 (1.29)	4.9 (1.29)	4.9 (1.29)

		HKR4000/ 10-104	HKR5000/ 10-137	HKR7500/ 10-183	HKR11000/ 10-184	HKR11000/ 10-270
<b>DISCHARGE CHARACTERISTICS</b>						
Flow rate max.	<b>l/min (cfm)</b>	4'000 (141)	5'000 (177)	7'500 (265)	11'000 (388)	11'000 (388)
Pressure max.	<b>bar (psi)</b>	10 (145)	10 (145)	10 (145)	10 (145)	10 (145)
Noise level, LWA	<b>dB(A)</b>	96	98	108	110	110
<b>HYDRAULIC POWER REQUIREMENTS</b>						
Flow min.	<b>l/min (gpm)</b>	55 (14.53)	60 (15.85)	70 (18.49)	115 (30.38)	165 (43.59)
Flow nom.	<b>l/min (gpm)</b>	104 (27.48)	137 (36.20)	183 (48.35)	184 (48.61)	270 (71.33)
Flow max.	<b>l/min (gpm)</b>	105 (27.74)	140 (36.99)	200 (52.84)	190 (50.20)	275 (72.66)
Pressure at nominal power output	<b>bar (psi)</b>	215 (3'118)	210 (3'046)	230 (3'336)	345 (5'004)	230 (3'336)
Pressure max.	<b>bar (psi)</b>	230 (3'336)	230 (3'336)	270 (3'916)	380 (5'511)	380 (5'511)
Pressure when unloaded	<b>bar (psi)</b>	140 (2'031)	160 (2'321)	160 (2'321)	250 (3'626)	( )
<b>HYDRAULIC FLUID REQUIREMENTS</b>						
Viscosity	<b>cSt</b>	10-200 / optimum 25-35	10-200 / optimum 25-35	10-200 / optimum 25-35	10-200 / optimum 25-35	10-200 / optimum 25-35
Temperature max.	<b>°C(°F)</b>	70 (158)	70 (158)	70 (158)	70 (158)	70 (158)
Filter ratio	<b>µm</b>	25	25	25	25	25
Cooling capacity requirements	<b>kW</b>	22	27	40	45	45
<b>LUBRICATION OIL</b>						
Oil Fill	<b>liter (gal.)</b>	10.8 (2.85)	10.8 (2.85)	27 (7.13)	45 (11.89)	45 (11.89)

## 1.4 TECHNICAL SPECIFICATIONS 13 BAR MODELS

		HKR2000/ 13-68	HKR4000/ 13-125	HKR6500/ 13-195
<b>DISCHARGE CHARACTERISTICS</b>				
Flow rate max.	<b>l/min (cfm)</b>	2'000 (71)	4'000 (141)	6'500 (230)
Pressure max.	<b>bar (psi)</b>	13 (189)	13 (189)	13 (189)
Noise level, LWA	<b>dB(A)</b>	101	96	108
<b>HYDRAULIC POWER REQUIREMENTS</b>				
Flow min.	<b>l/min (gpm)</b>	30 (7.93)	55 (14.53)	70 (18.49)
Flow nom.	<b>l/min (gpm)</b>	53 (14.00)	125 (33.03)	183 (48.35)
Flow max.	<b>l/min (gpm)</b>	68 (17.97)	125 (33.03)	195 (51.52)
Pressure at nominal power output	<b>bar (psi)</b>	210 (3'046)	220 (3'191)	230 (3'336)
Pressure max.	<b>bar (psi)</b>	210 (3'046)	230 (3'336)	230 (3'336)
Pressure when unloaded	<b>bar (psi)</b>	130 (1'885)	140 (2'031)	( )
<b>HYDRAULIC FLUID REQUIREMENTS</b>				
Viscosity	<b>cSt</b>	10-200 / optimum	10-200 / optimum	10-200 / optimum
		25-35	25-35	25-35
Temperature max.	<b>°C(°F)</b>	70 (158)	70 (158)	70 (158)
Filter ratio	<b>µm</b>	25	25	25
Cooling capacity requirements	<b>kW</b>	14.5	28	44
<b>LUBRICATION OIL</b>				
Oil Fill	<b>liter (gal.)</b>	4.9 (1.29)	10.8 (2.85)	27 (7.13)

## 1.5 TECHNICAL SPECIFICATIONS 15 BAR MODELS

		<b>HKR600/ 15-26</b>
<b>DISCHARGE CHARACTERISTICS</b>		
Flow rate max.	<b>l/min (cfm)</b>	600 (21)
Pressure max.	<b>bar (psi)</b>	15 (218)
Noise level, LWA	<b>dB(A)</b>	95
<b>HYDRAULIC POWER REQUIREMENTS</b>		
Flow min.	<b>l/min (gpm)</b>	16 (4.23)
Flow nom.	<b>l/min (gpm)</b>	26 (6.87)
Flow max.	<b>l/min (gpm)</b>	30 (7.93)
Pressure at nominal power output	<b>bar (psi)</b>	195 (2'828)
Pressure max.	<b>bar (psi)</b>	230 (3'336)
Pressure when unloaded	<b>bar (psi)</b>	145 (2'103)
<b>HYDRAULIC FLUID REQUIREMENTS</b>		
Viscosity	<b>cSt</b>	10-200 / optimum 25-35
Temperature max.	<b>°C(°F)</b>	70 (158)
Filter ratio	<b>µm</b>	25
Cooling capacity requirements	<b>kW</b>	5
<b>LUBRICATION OIL</b>		
Oil Fill	<b>liter (gal.)</b>	3.5 (0.92)



## HKR HYDRAULIC SCREW COMPRESSORS BLUE AIR MODELS

---



**PARTNER OF YOUR MACHINE**

Menotie 3  
FI-33470 Ylöjärvi, Finland  
tel: +358 3 3488 200  
info@DYNASET.com



#### ELECTRICITY

HG Hydraulic Generator  
HGV POWER BOX Variable Hydraulic  
Generator System  
HGV Variable Hydraulic Generator System  
HWG Hydraulic Welding Generator  
HGG Hydraulic Ground Power Generator



#### HIGH PRESSURE WATER

HPW Hydraulic High Pressure Water Pump  
HPW Hydraulic Power Washer  
KPL High Pressure Street Washing Unit  
KPL-WEED Weed Killing Unit  
SCU Surface Cleaning Unit  
HPW-DUST High Pressure Dust Suppression  
System  
PPL High Pressure Pipe Cleaning Unit  
HPW-FIRE High Pressure Firefighting System  
FP Fire Fighting Piercing Kit  
HDF Hydraulic Drilling Fluid Pump  
JPL High Pressure Bin Washing System  
HSP Hydraulic Submersible Pump



#### COMPRESSED AIR

HK Hydraulic Piston Compressor  
HKL Hydraulic Rotary Vane Compressor  
HKR Hydraulic Screw Compressor



#### MAGNET POWER

HMG PRO Hydraulic Magnet Generator  
MAG Lift Magnet  
HMAG PRO Hydraulic Magnet



#### VIBRATION

HVB Hydraulic Vibration Pump  
HVD Hydraulic Directional Vibra  
HRC Hydraulic Reversal Cylinder



#### POWER BOOSTING

HPI Hydraulic Pressure Intensifier  
HPI-C Hydraulic Pressure Intensifier for  
Cylinder



#### VACUUM

HCF Hydraulic Centrifugal Fan  
HRVB Hydraulic Recycling Vacuum Bucket



#### KNOW-HOW

Hydraulic Power Take-off (PTO)  
Hydraulic Power Unit Technology  
HEU Hydraulic Expansion Unit  
HRU Hydraulic Rescue Units  
De-Icing Technology  
Installation Valves  
HHK Hydraulic Grinder  
HV/HVY Hydraulic Winch / Winch Unit

[www.DYNASET.com](http://www.DYNASET.com)



[/dynaset](https://www.facebook.com/dynaset)



[/dynasetoy](https://www.youtube.com/dynasetoy)



[/Dynaset\\_ofcl](https://twitter.com/Dynaset_ofcl)



[/dynaset\\_official](https://www.instagram.com/dynaset_official)