


CBA

 12 - 40 TON

ASPHALT GRANULATOR BUCKETS

CBA 20 | CBA 30 | CBA 40

The CBA asphalt granulator buckets are specially designed for the volumetric reduction of asphalt slabs or other aggregates directly on site. The cylindrical drum consists of interchangeable teeth, and is driven by direct-drive, high-displacement radial piston hydraulic motors.


The back-grille determines the size of the spoil piece and is available in different setups. The result is a reclaimed asphalt pavement (RAP) with a certifiable and measurable particle size.

WATCH THE VIDEO


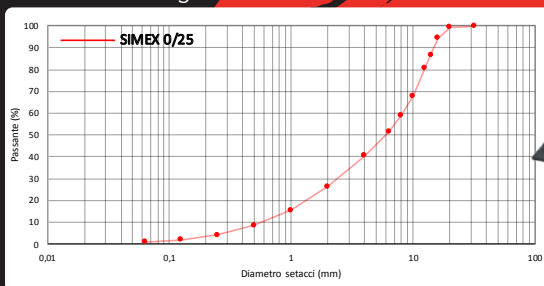
Scan the QR code using your smartphone



The back-grille determines the size of the spoil piece and is available in different setups.



Füller grain size curve for 25 mm diameter grille:



Cylindrical drum with asymmetric teeth distribution (Simex patented)

AUTOMATIC SYSTEM INVERTS the rotation of the drum in case of blocking, granting high productivity and avoiding downtimes.

TWO RADIAL PISTON HYDRAULIC MOTORS, high-displacement, in direct drive with the drum, generate high tooth force.

SIMEX
• patented •



RECOVERY OF ASPHALT MILLING

The CBA asphalt granulator bucket is specialized in the recovery of milled asphalt material, classified in national regulations as bituminous conglomerate granulate (otherwise known as RAP, Reclaimed Asphalt Pavement), and has the dual advantage of combining reduced construction site costs, supply of new raw materials, and possibility of reintroducing the milled material into the production cycle of new asphalt.

DOWNLOAD THE UPDATED TECHNICAL BROCHURE

Scan the QR
code using your
smartphone



TECHNICAL DATA		CBA 20	CBA 30	CBA 40
Recommended excavator weight (1) (2)	ton lbs	12 - 18 26400 - 40000	18 - 28 40000 - 62000	25 - 40 55000 - 88000
Total width B	mm inch	1485 58	1700 67	1960 77
Drum width A	mm inch	735 29	915 36	1050 41
Back-grille diameter	mm inch	25 - 30 - 35 - 40 1 - 1.2 - 1.4 - 1.6	25 - 30 - 35 - 40 1 - 1.2 - 1.4 - 1.6	25 - 30 - 35 - 40 1 - 1.2 - 1.4 - 1.6
Bucket capacity (SAE)	m ³ yd ³	0.60 0.78	0.8 1.05	1.0 1.30
Empty bucket weight (3)	kg lbs	1320 2900	2170 4775	2900 6400
Required oil flow	l/min gpm	100 - 190 26 - 50	150 - 250 40 - 66	200 - 350 53 - 93
Maximum oil pressure	BAR psi	350 5100	350 5100	350 5100

(1) The operating load permitted for the excavator, when added to the weight of the standard bucket, must match or exceed the weight of the crusher bucket at full load.

(2) The installer is responsible for ensuring that the equipment meets the excavator's specifications and weight requirement.

(3) Without mounting bracket.

Simex does not accept responsibility or liability for the information provided. Technical modifications may vary without prior notice.

